

| DELIVERY TABLE |

DG - 880



 **Belmont**

DG – 880

Highly functional delivery table equipped with advanced functional capable of supporting emergency deliveries in its relaxing and healing shape.

EMERGENCY DELIVERIES

Highly efficient functions capable of accommodating emergencies



In Natural Delivery

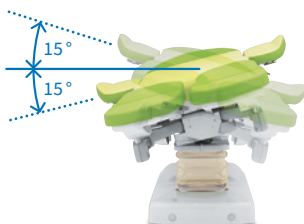



In Emergency

Easy to approach for operation

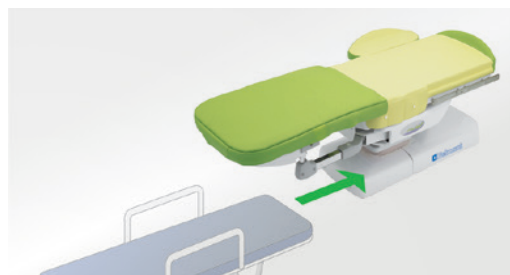
- Table top is 60cm wide with the side fences removed.
- The table height is adjustable from 58cm to 102cm.
- Arm boards can be easily attached/detached in a single operation.

Trendelenburg and Lateral Tilting Functions



Allow the mother's position to be secured during emergencies, including anesthesia procedures and responses to drops in blood pressure.

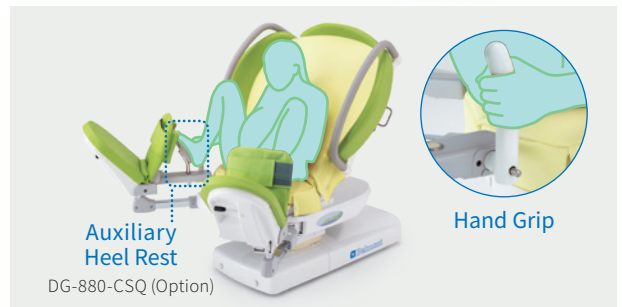
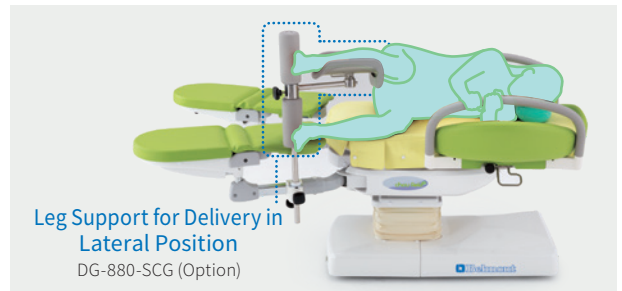
Smooth Stretcher Approaching



Arm board can be detached to bring a stretcher alongside the table, facilitating mother transfer from/to the stretcher.

DELIVERIES

A variety of functions that can support the birthing mother and medical caregivers during the difficult labor period, the delivery period, and the recovery period when the mother can find relief with her newborn.




Electrically Operated Foot Support



Allows mother to naturally open their legs with the ischial tuberosity as a point of support. Controlled by the foot control system to easily adjust the opening angle of the legs according to the delivery situation and operation.

Retractable New Born Baby Support Board



Retractable support board for new born baby allows you to get closer to the table for treatment and suturing.

Slide mechanism supports delivery assistance from the lateral side.

Battery Power Supply

The table has a built-in battery for emergency use in the event of a power failure.

Functions to Gently Support Maternity Women.

Easy to Get On/Off the Table

Initial height of 58cm enables mothers to easily get on and off the table in relief.



Low resilient foam cushion of the mattress receives mother's body gently and firmly.



Hummocky Leg Support

The bending action in a single motion allows the lower legs to be gently supported on the heel rests.



Hand switch that can be operated by mother herself.

DG-820-HSW (Option)



OPTIONS




Side Fence

DG-880-SF



Arm Board

DG-880-SA



Knee Crutch

DG-880-CN



Leg Support for Delivery in Lateral Position

DG-880-SCG



Auxiliary Heel Rest

DG-880-CSQ



Strain Grip Above Head

DG-880-HG



Hand Switch

DG-880-HSW



Side Rail

DG-880-SR



Douche Tray

DG-880-XT (Picture)



Cart for Accessories

DG-880-OPC

Douche Tray with Drain

DG-880-XR

LEATHER COLOR SELECTION



CODE No:G1
(Green)



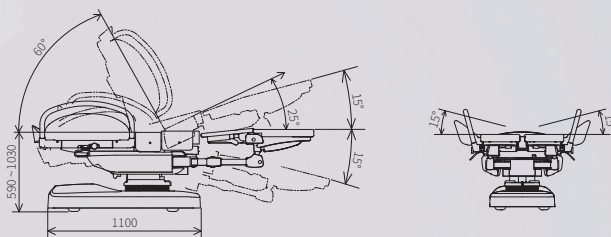
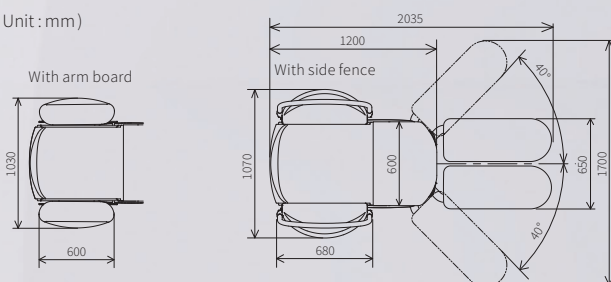
CODE No:P1
(Pink)



CODE No:B1
(Brown)

DIMENSIONS & SPECIFICATIONS

(Unit : mm)



Body Lifting Stroke	440mm (Electro Hydraulic System by Foot Control)
Trendelenburg Tilting Angle	15° for each (Electric Hydraulic System by Foot Control)
Seat Lifting Angle	25°(Electric Hydraulic System by Foot Control)
Back Support Raising Angle	60°- 0°(Electric Hydraulic System by Foot Control)
Foot Support Swing Angle	0°- 40° for Right or Left (Electric Motor by Foot Control)
Foot Support Bending Angle	0 - 90°(Manual)
Electrical Rating	AC 110V/115V/220V/230V/240V
Product Weight	320kg



<https://megb.takarabelmont.co.jp>

