

# OBSTETRIC & GYNECOLOGICAL EXAMINATION TABLE



 **Belmont**

# Gynecological Table DG-770 SERIES

## SIMPLE

Roundish shape creates gentleness.

## SPEEDY

Quick position change  
for examination.

## SPACE

DG-770:ROTATING TYPE  
New rotating mechanism realizes  
space-saving.

DG-770-F: FIXING TYPE  
Fixing type (without rotating mechanism)  
can be introduced in the even more  
limited space.



## Pursuing Quality of Time

To allow for effective use of consultation hours

To minimize anxiety of patients

To provide time with relaxation

Gynecological examination chair DG-770 gives  
consideration to “time and space”  
on every occasion.

# SIMPLE

Warmth by shape and softness through the skin

Warm feeling by looking. Enfolding design gently supports patient's body. Comfortable fit and cushioning properties of thigh rests with a sense of unity allow for gentle support of the hucklebone like enveloping in a warm hug, providing a stable sitting posture.

# SPEEDY

Smooth movement for quick position change

Time for change from initial position to examination position is reduced to enable consultation hours to be effectively used. (Compared with our existing products)



## Operation Process

DG-770

ROTATING TYPE

DG-770-F

FIXING TYPE



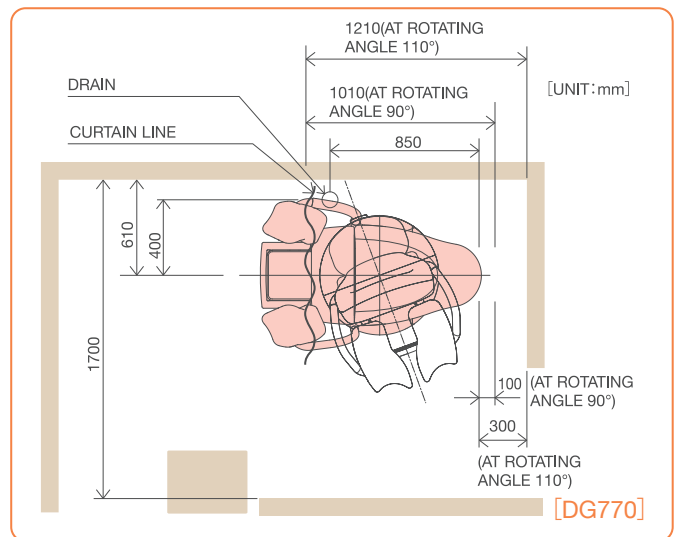
STANDBY

EXAMINATION

# SPACE

## Compact design with top priority on effective use of consultation rooms

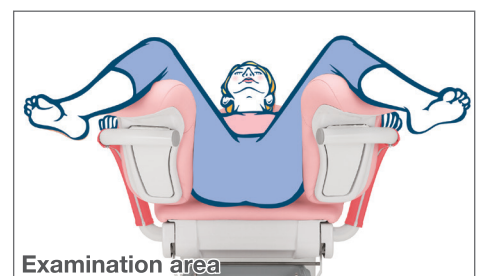
Reduced rotation radius saves installation space. Minimum installation dimensions are reduced to facilitate installation of rotary type chairs. (Compared with our existing products)



## Useful Features

### Examination area

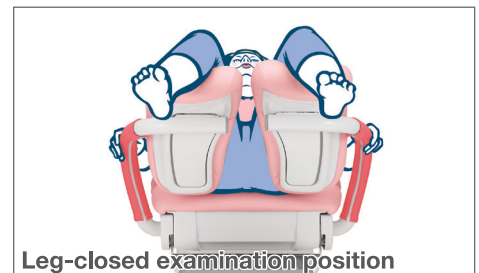
Widened leg opening secures a sufficient examination area. Thigh rests are in shape with cushioning properties maintained and thickness reduced, allowing for smooth transvaginal scan.



Examination area

### Leg-closed examination position

Leg-closed examination position switch allows for position change for examination with legs closed. Individualized leg opening can be operated according to the condition of patients including those after saturation and those with disease in the hip joint.



Leg-closed examination position

### Selective leg opening


Foot switch allows you to easily open right and left legs individually. You can gradually open one after the other to respond to each patient.



Selective leg opening

### Wireless foot switch

Infrared-based wireless foot switch is employed to require no cords, offering a neat examination room.



### Plastic douche tray

Corrosion resistance and water repellent finishing have derived hard-to-stain and easy-to-clean tray. Back-and-forth sliding mechanism allows you to adjust the tray position as necessary.



### Main unit auxiliary switches

Main unit auxiliary switches Main unit is equipped with "P: Preset" and "R: Return" functional switches, allowing for auxiliary operation from the main unit.



### Shockless rotation

Hydraulic pressure control realizes soft starting and soft stopping, improving smooth movement of the examination chair.



## Leather Color Selection



## Option

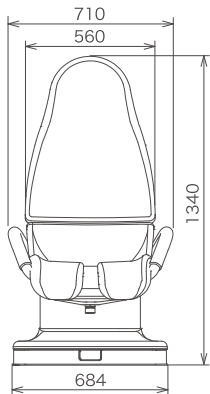


DG-770-A  
Arm board

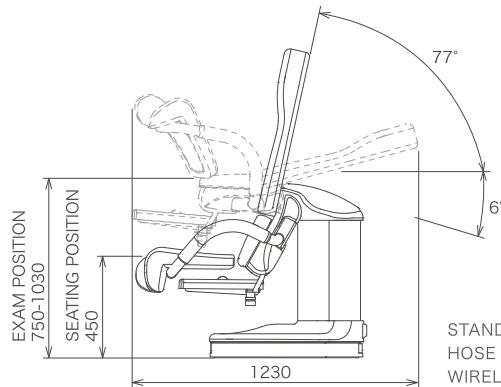


DG-770-CH  
Cusco holder

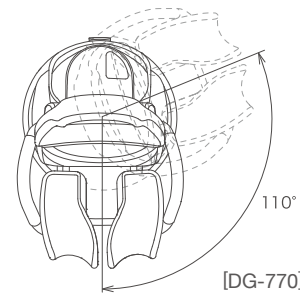
DG-OPT-DB  
Drain  
Bucket (5L)



[DG-770 & DG-770F]



[DG-770 & DG-770F]



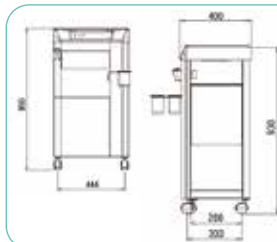
[DG-770]

STANDARD ACCESSORIES: DOUCHE TRAY(WITH FILTER) 1SET  
HOSE FOR DOUCHE TRAY(WITH FIXING BELT) 1SET  
WIRELESS FOOT SWITCH 1SET

## GYNECOLOGICAL UNIT DG-WS110 (Wet)/ DG-WS110D (Dry)

The DG-WS110 Gynecological Unit provides three-level temperature control using the wet heating function or dry heating function. Two shelves are contained inside the door. The removable shelf board is adjustable to three height levels. The optional items available are the wall storage, side table, irrigator bar, and unit light.

- Standard Option Forceps 2pcs, Cusco Tray 1pc
- Optional Accessories: Wall Storage, Side Table, Irrigator Bar



### Specifications

Body dimension ----- W510mm x H950mm x D400mm  
Net Weight ----- 63kg  
Rating (main unit) ----- AC115/ 120/ 220/ 230/ 240 AC  
Rating (heater) ----- 200VA  
Operation Voltage ----- DC5V  
Power Consumption --- AC115/ 120/ 220/ 230/ 240 AC, 1150W



[DG-WS110]  
with light DG-701M(on/off manual)

**Safety  
Precautions**

Confirm the installation conditions, use conditions, and purpose prior to purchase. Be sure to carefully read and follow the attached documents and instructions before use. The dimensions, weight, and working range shown in this brochure include some margins of error. Product specifications and design are subject to change without notice. Colors may look slightly different from those of the actual product due to printed matter.

---

The manufacturer reserves the right to alter specifications without prior notice.



TAKARA BELMONT CORPORATION  
2-1-1, Higashishinsaibashi,  
Chuo-ku, Osaka, 542-0083, Japan  
TEL : 81-6-6213-5945  
FAX : 81-6-6212-3680